



Department of Environmental Studies

University of Delhi

Students' Experience Survey

Internal Quality Assurance Cell (IQAC)

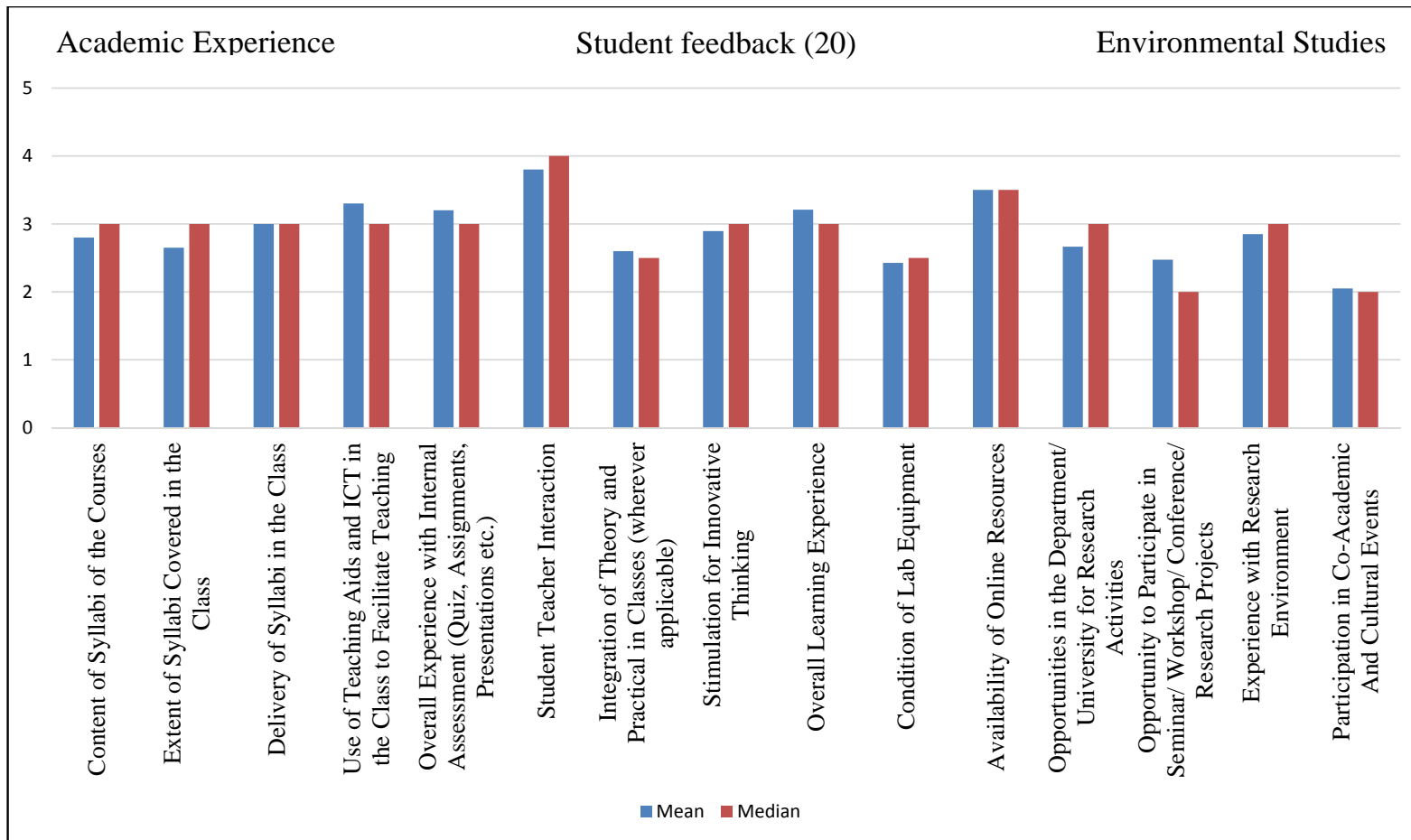
May-June 2016

Table of Contents

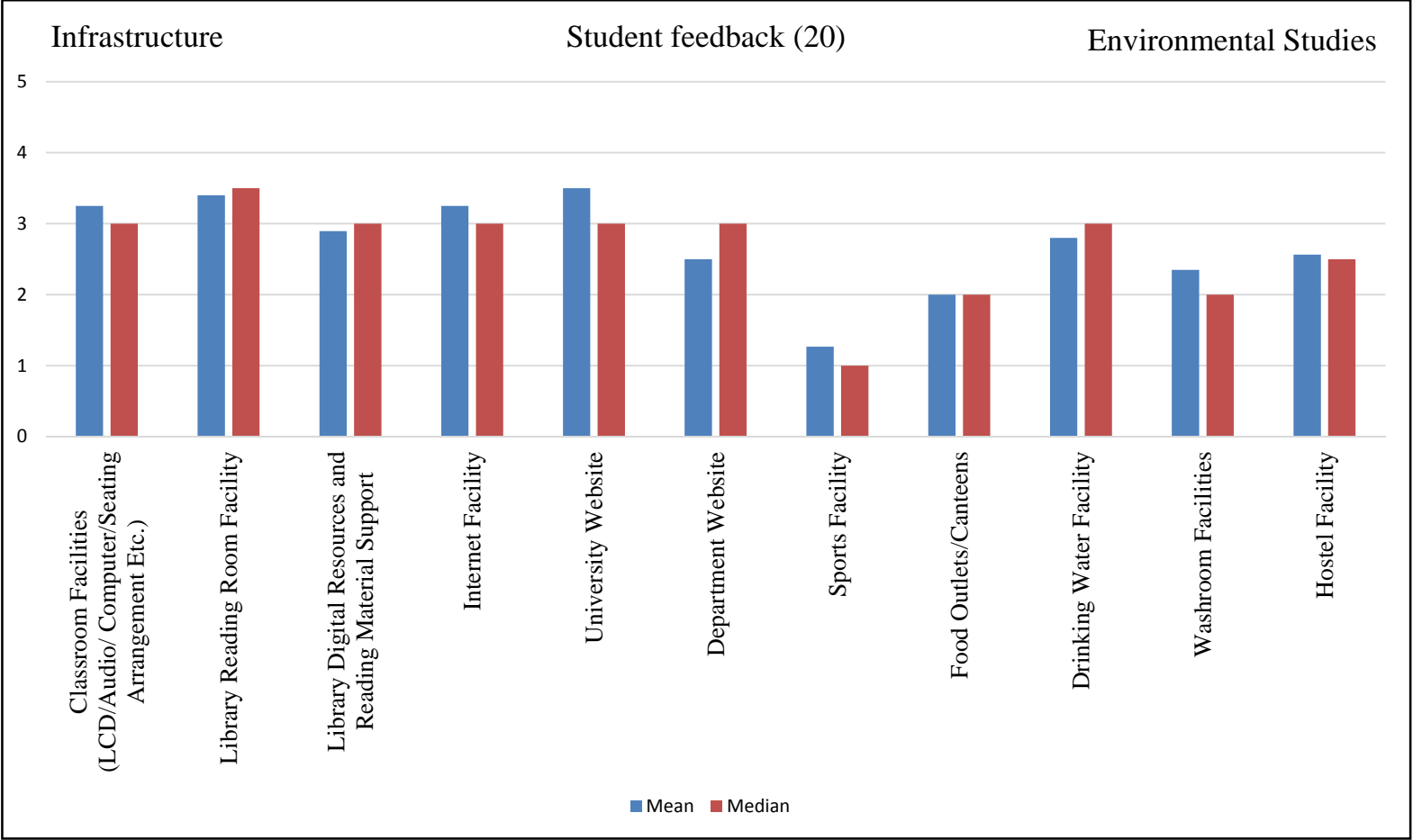
1.	Student Feedback: Bar Charts	
	<i>Academic Experience</i>	1
	<i>Infrastructure</i>	2
	<i>Support System</i>	3
	<i>Skills/Competencies Developed During Course of Study</i>	4
2.	Student Feedback (Arranged by Attendance): Bar Charts	
	<i>Academic Experience</i>	5
	<i>Infrastructure</i>	7
	<i>Support System</i>	9
	<i>Skills/Competencies Developed During Course of Study</i>	11
2.	Student Feedback: Pie Chart	
	<i>“Would you recommend this university to others?”</i>	13
3.	Table 1: Mean, Median, SD, Minimum, Maximum Value for Each Question	14
4.	Table 2: Frequency Distribution in Levels	17
5.	Table 3: Frequency Distribution in Percentage	20

Student Feedback: Bar Charts

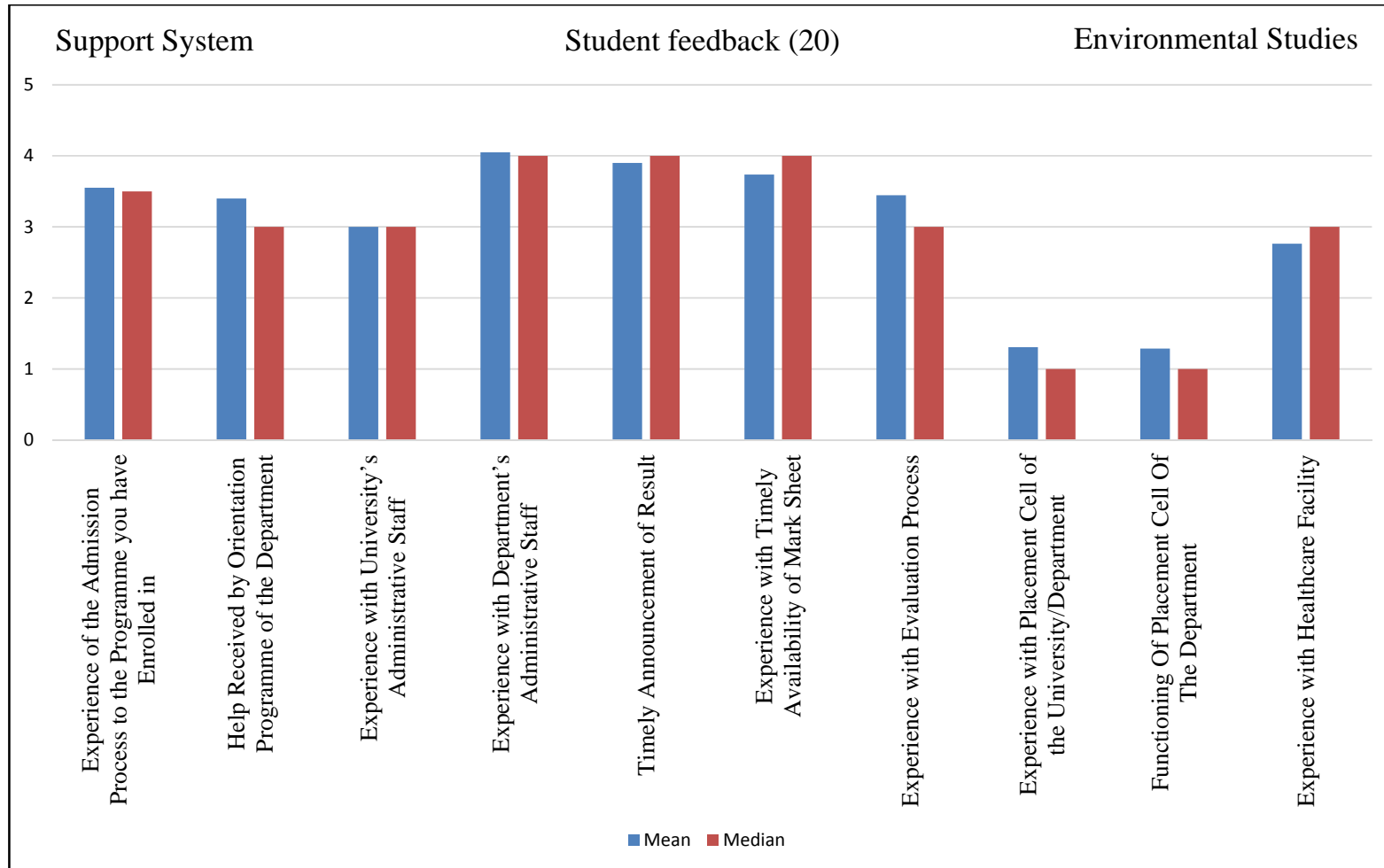
Academic Experience



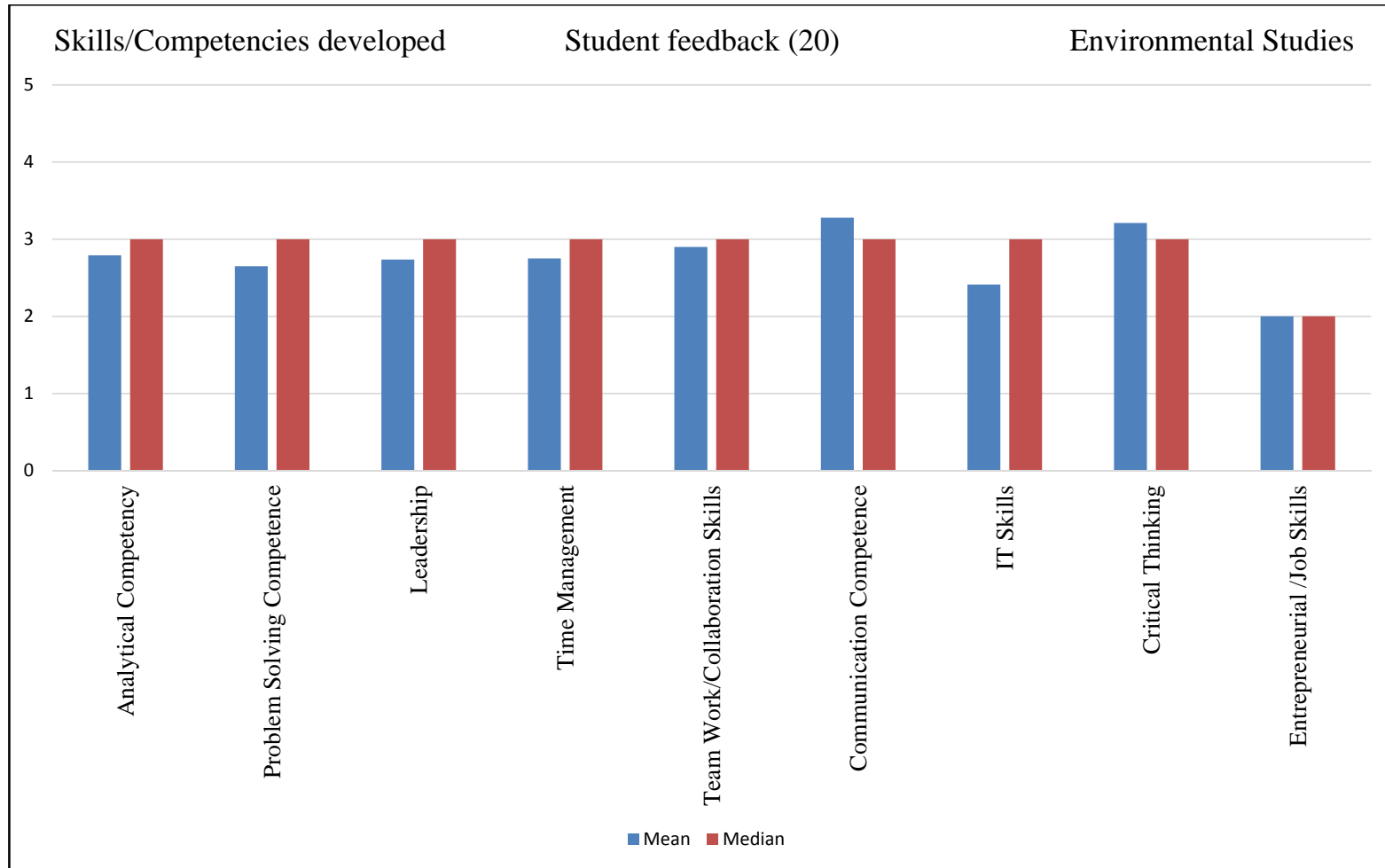
Infrastructure



Support System

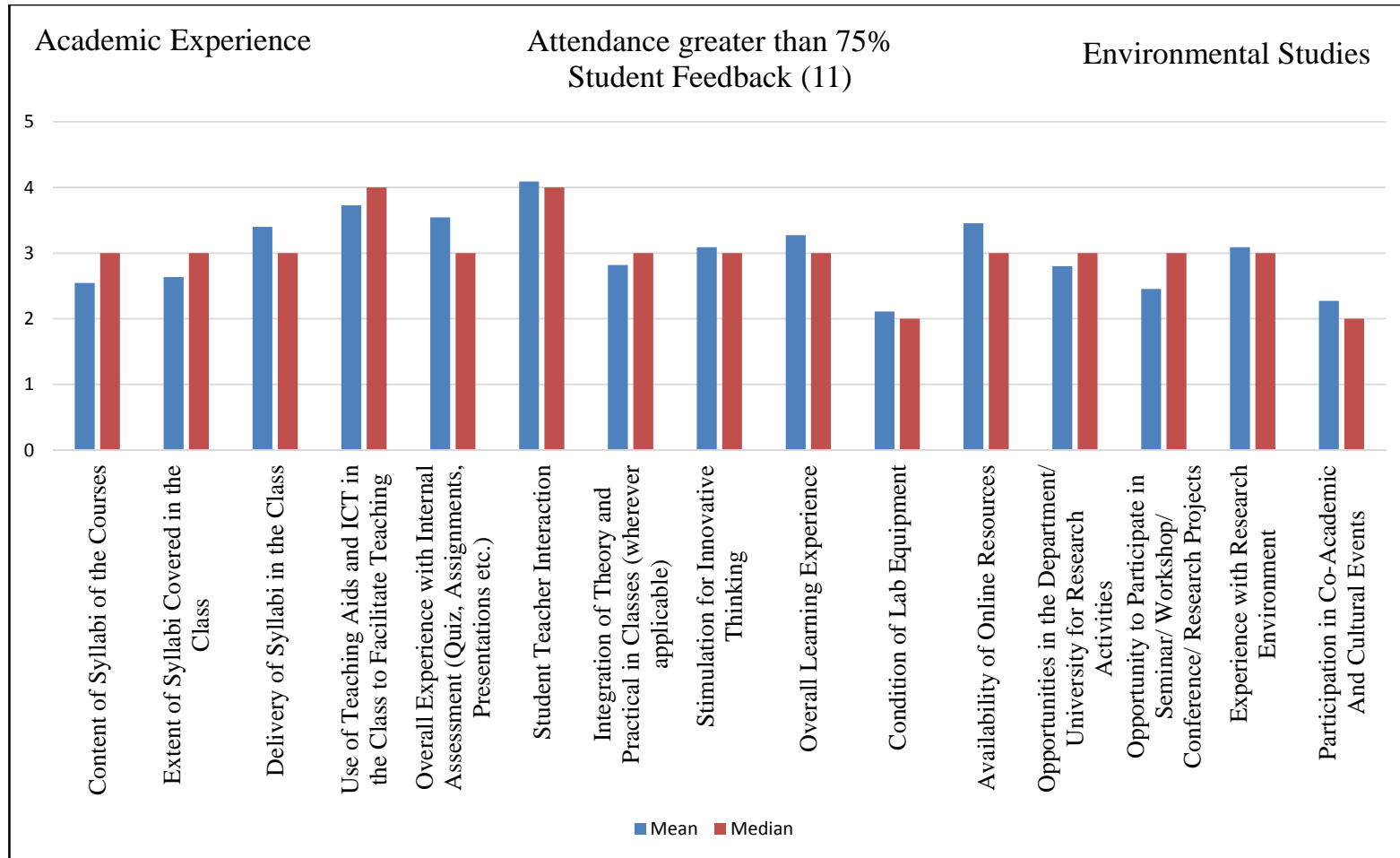


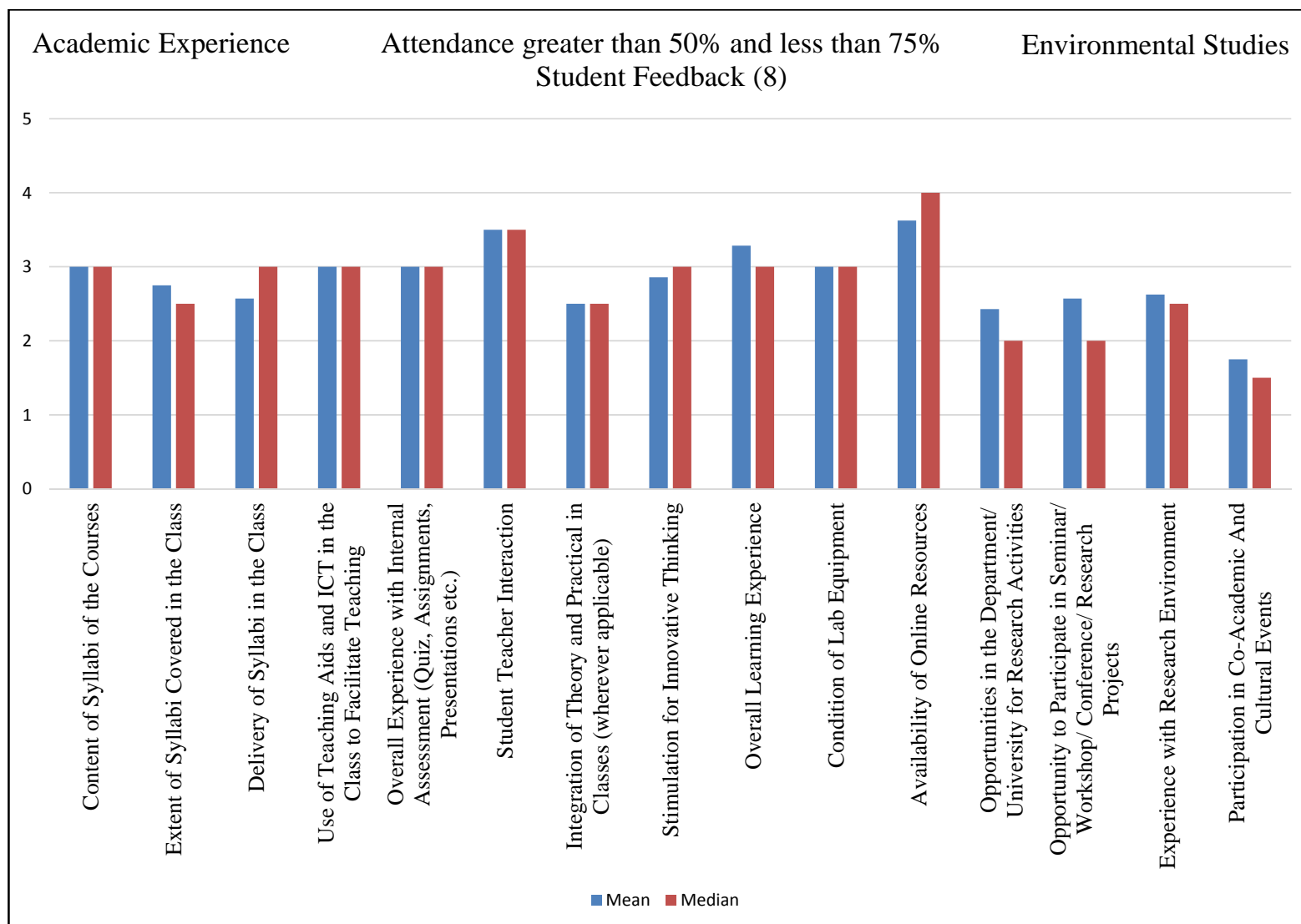
Skills/Competencies Developed During Course of Study



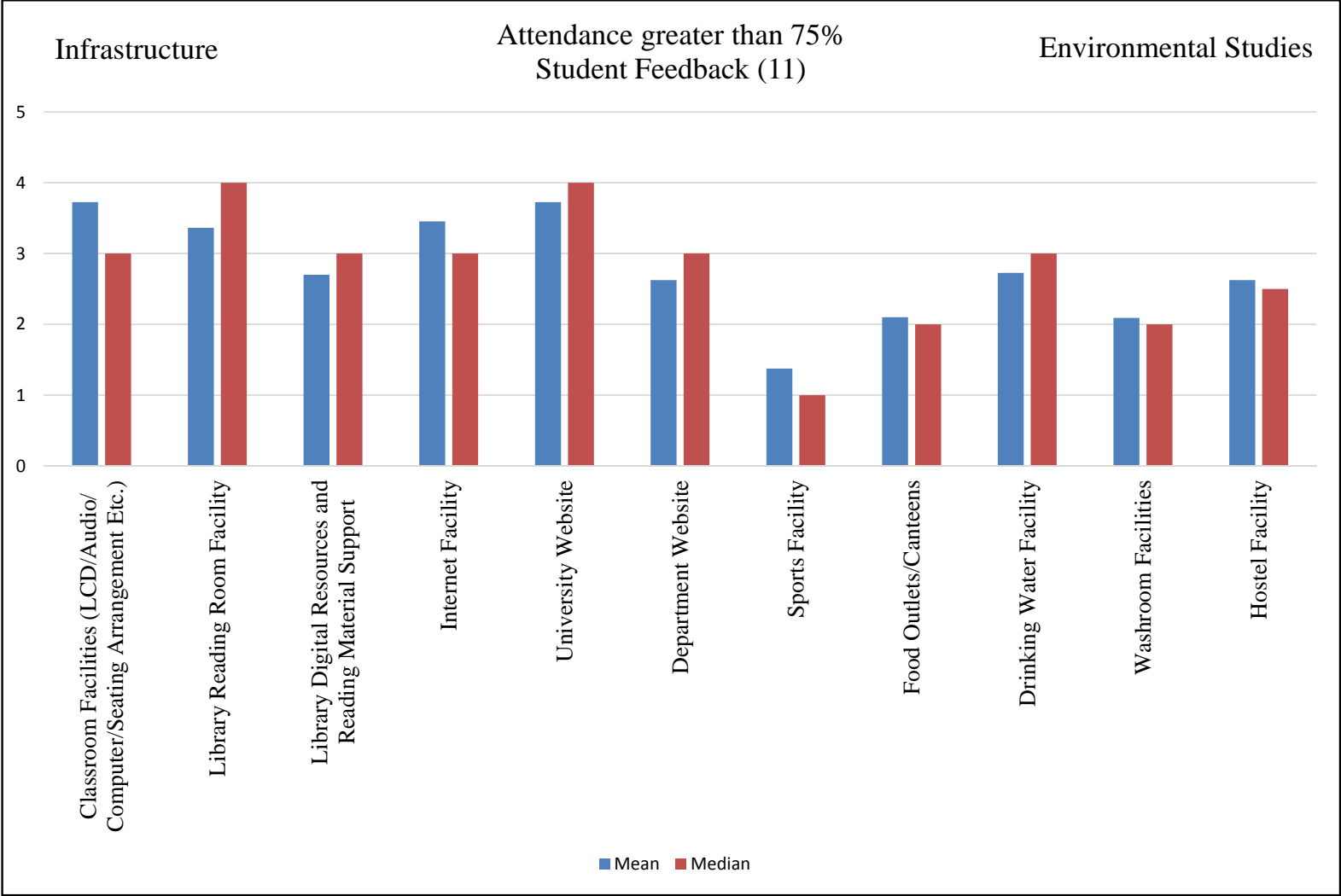
Student Feedback as per Attendance

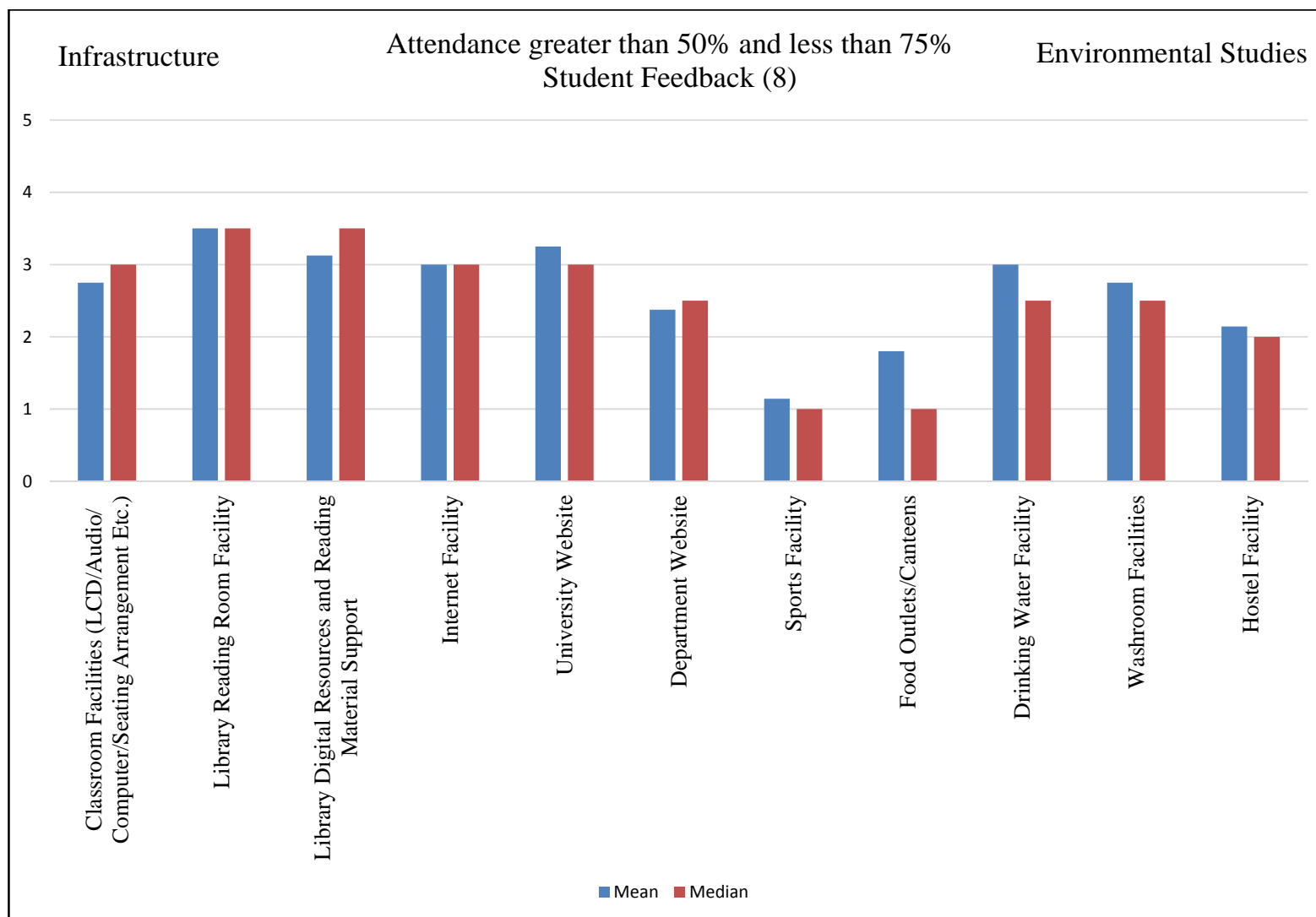
Academic Experience



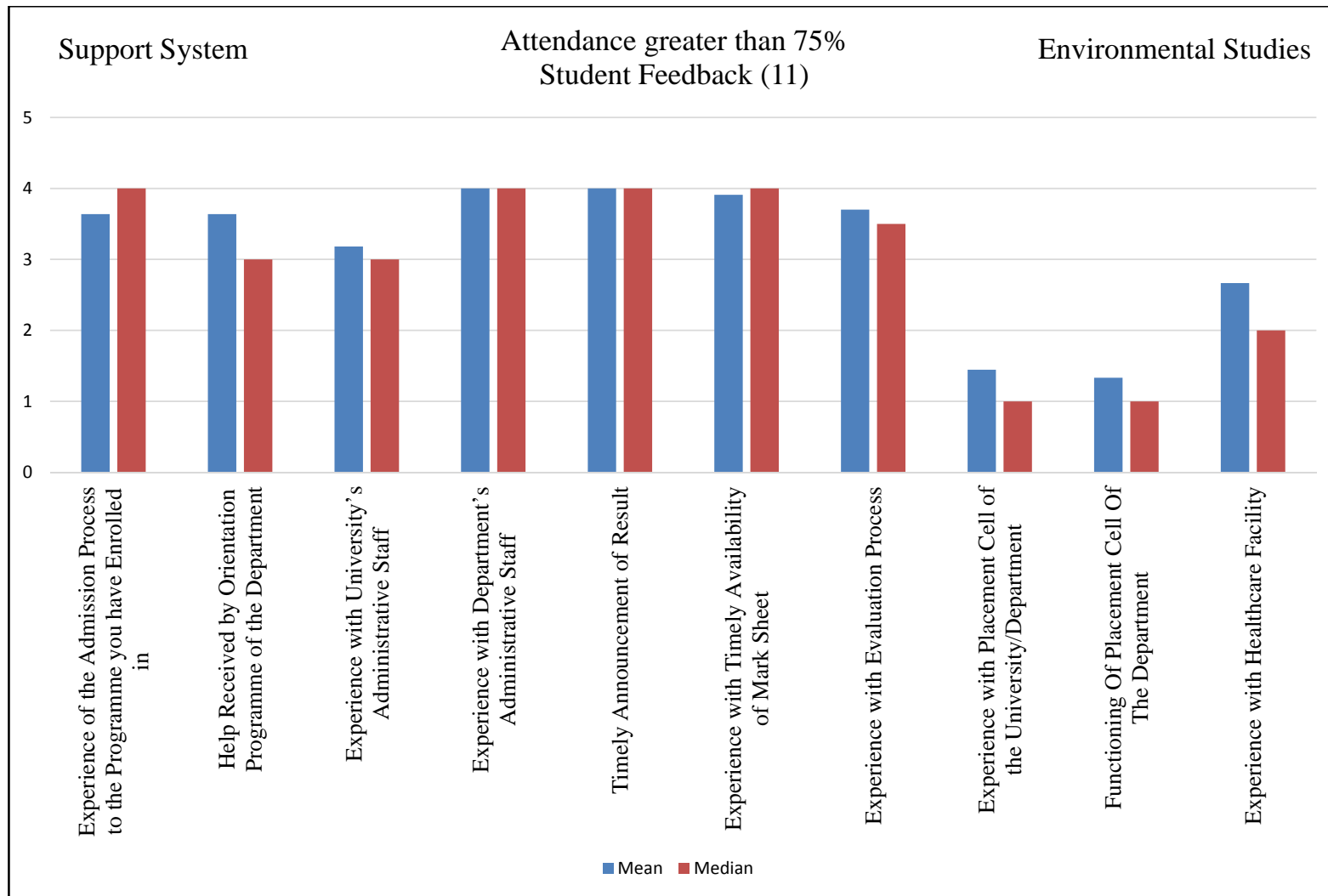


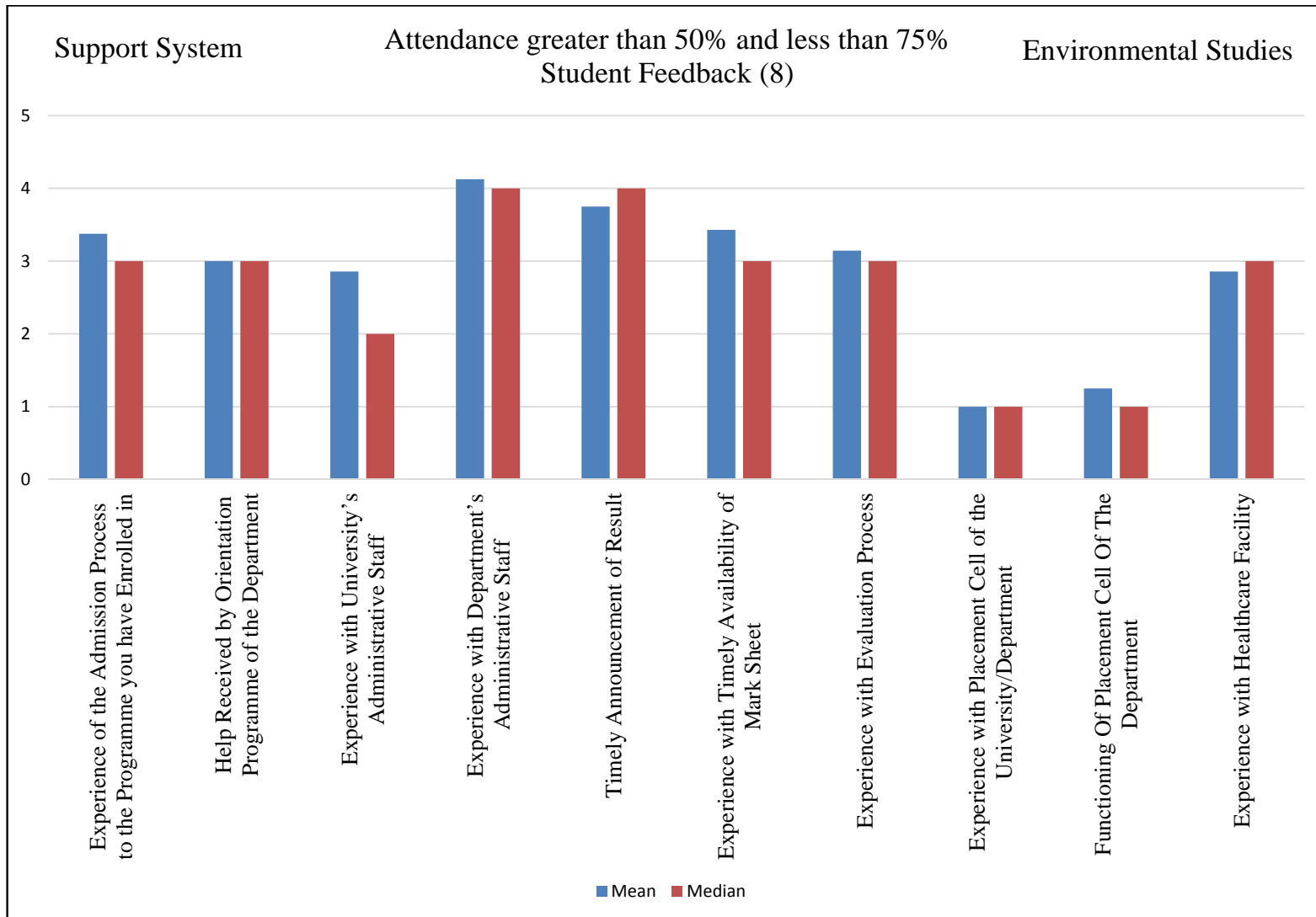
Infrastructure



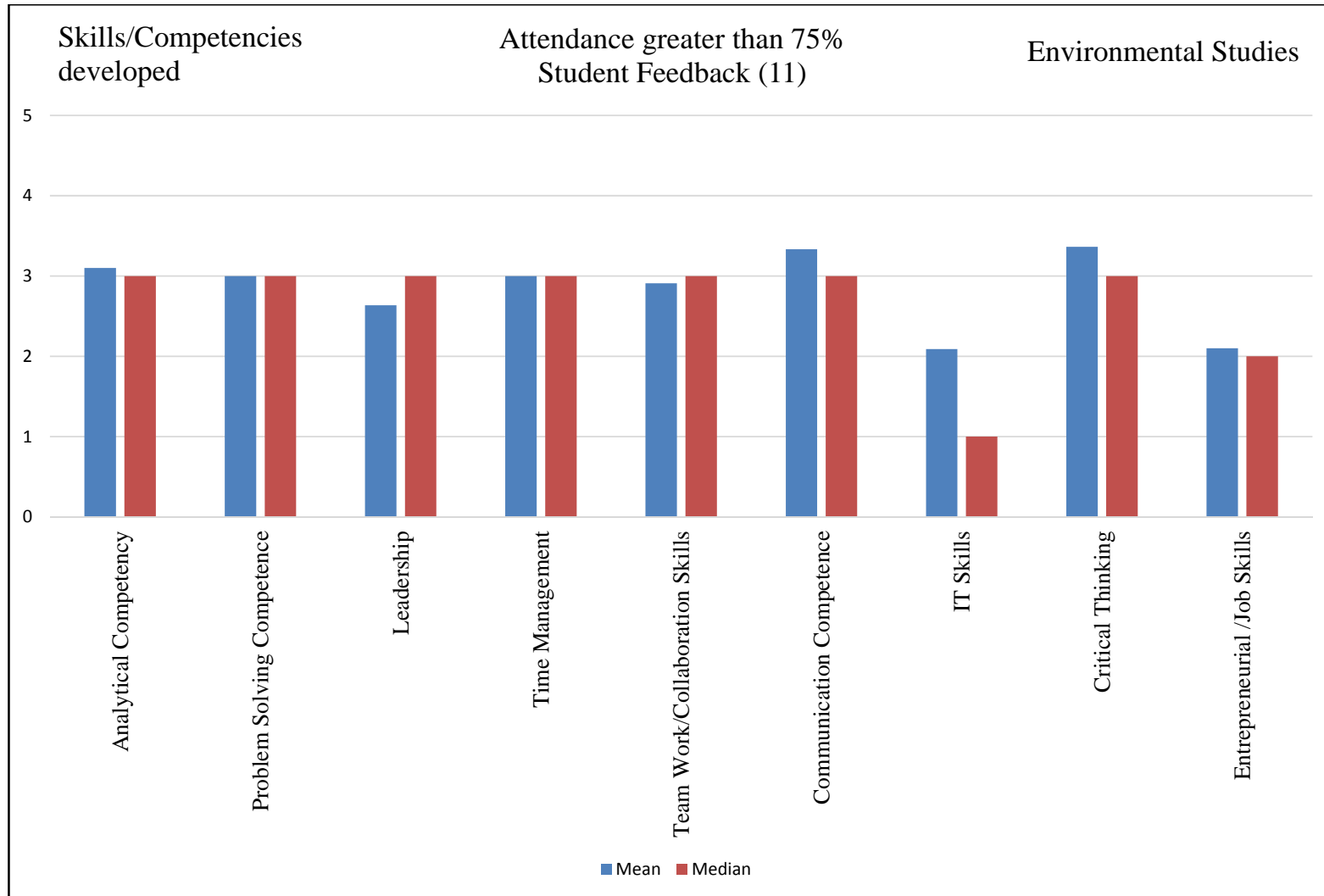


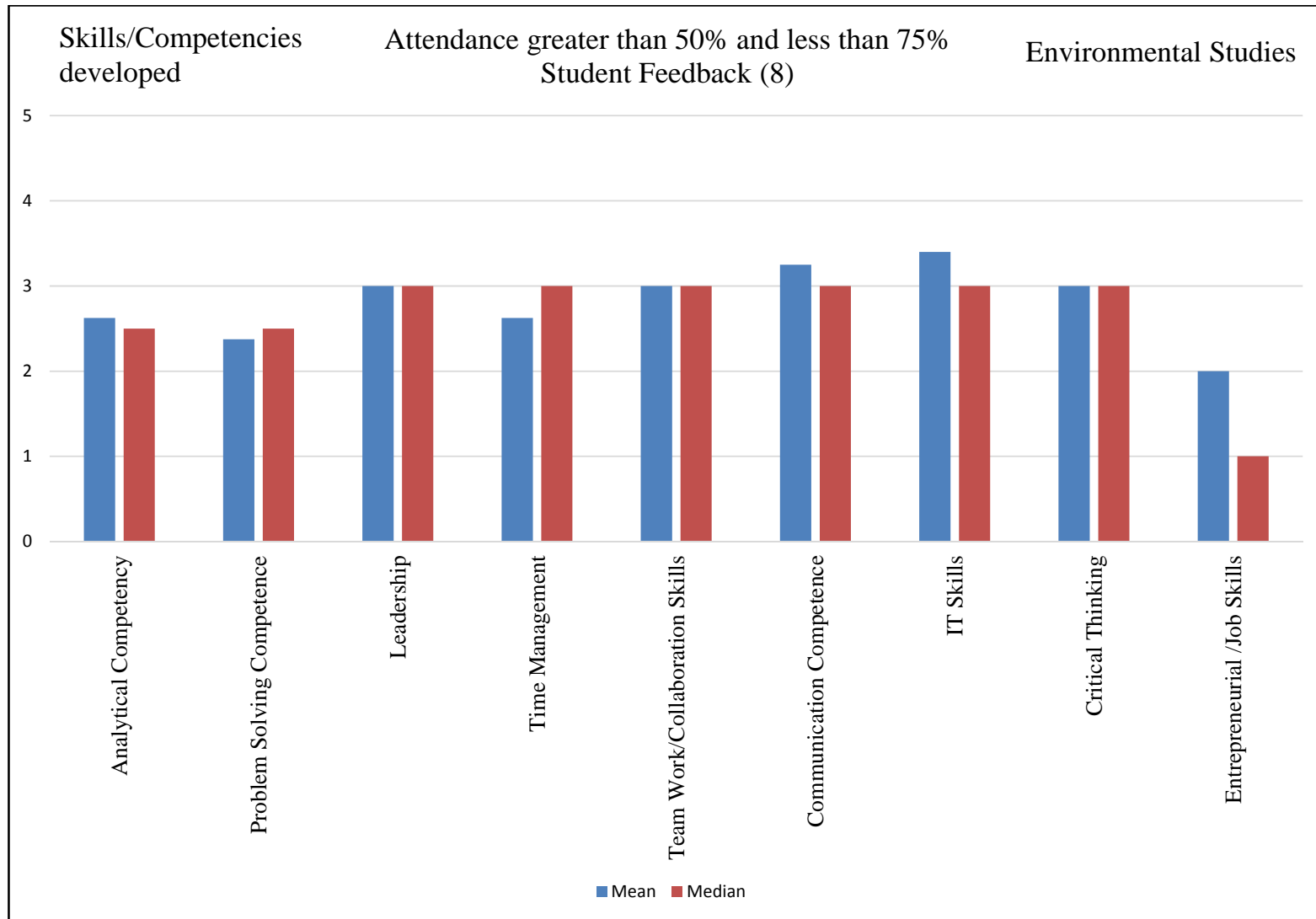
Support System





Skills/Competencies Developed during Course of Study





Student Feedback on “Would you recommend this university to others?”

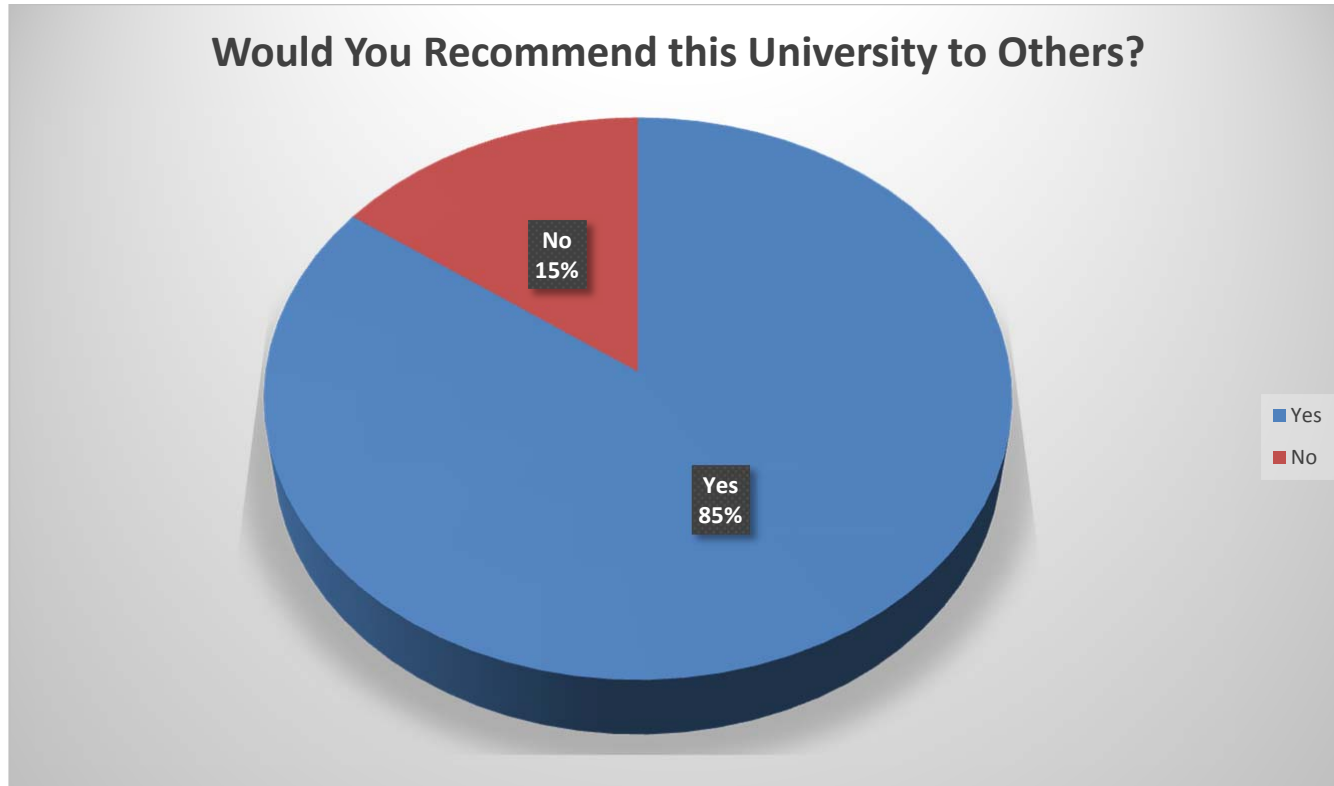


TABLE 1: Mean, Median, Standard Deviation, Minimum, Maximum Value for Each Question (N=20)

S.No	Category	Mean	Median	Standard Deviation	Minimum	Maximum
A.	Academic					
1	Content of Syllabi of the Courses	2.65	3	0.79	1	4
2	Extent of Syllabi Covered in the Class	3.00	3	0.82	2	5
3	Delivery of Syllabi in the Class	3.30	3	0.95	1	5
4	Use of Teaching Aids and ICT in the Class to Facilitate Teaching	3.20	3	0.98	1	5
5	Overall Experience with Internal Assessment (Quiz, Assignments, Presentations etc.)	3.80	4	0.98	2	5
6	Student Teacher Interaction	2.60	3	0.86	1	5
7	Integration of Theory and Practical in Classes (wherever applicable)	2.89	3	0.91	1	5
8	Stimulation for Innovative Thinking	3.21	3	0.61	2	4
9	Overall Learning Experience	2.43	3	1.18	1	5
10	Condition of Lab Equipment	3.50	4	1.07	1	5
11	Availability of Online Resources	2.67	3	0.94	1	4
12	Opportunities in the Department/ University for Research Activities	2.47	2	1.19	1	5
13	Opportunity to Participate in Seminar/ Workshop/ Conference/ Research Projects	2.85	3	1.15	1	5
14	Experience with Research Environment	2.05	2	1.12	1	5
15	Participation in Co-Academic And Cultural Events	2.80	3	0.68	1	4
	Overall	2.89				
B.	Infrastructure					
16	Classroom Facilities (LCD/Audio/ Computer/Seating Arrangement Etc.)	3.25	3	0.94	2	5
17	Library Reading Room Facility	3.40	4	1.16	1	5
18	Library Digital Resources and Reading Material Support	2.89	3	1.33	1	5
19	Internet Facility	3.25	3	0.99	2	5
20	University Website	3.50	3	0.67	3	5
21	Department Website	2.50	3	1.06	1	4

S.No	Category	Mean	Median	Standard Deviation	Minimum	Maximum
22	Sports Facility	1.27	1	0.57	1	3
23	Food Outlets/Canteens	2.00	2	0.87	1	4
24	Drinking Water Facility	2.80	3	0.93	1	5
25	Washroom Facilities	2.35	2	0.85	1	4
26	Hostel Facility	2.56	3	1.37	1	5
	Overall	2.71				
C.	Support System					
27	Experience of the Admission Process to the Programme you have Enrolled in	3.55	4	1.07	2	5
28	Help Received by Orientation Programme of the Department	3.40	3	1.02	2	5
29	Experience with University's Administrative Staff	3.00	3	1.12	2	5
30	Experience with Department's Administrative Staff	4.05	4	0.67	3	5
31	Timely Announcement of Result	3.90	4	0.70	3	5
32	Experience with Timely Availability of Mark Sheet	3.74	4	0.96	1	5
33	Experience with Evaluation Process	3.44	3	0.68	3	5
34	Experience with Placement Cell of the University/Department	1.31	1	0.46	1	2
35	Functioning Of Placement Cell Of The Department	1.29	1	0.45	1	2
36	Experience with Healthcare Facility	2.76	3	1.11	1	5
	Overall	3.04				
D.	Skills/Competencies Developed During Course of Study					
37	Analytical Competency	2.79	3	0.95	1	4
38	Problem Solving Competence	2.65	3	0.96	1	4
39	Leadership	2.74	3	0.96	1	5
40	Time Management	2.75	3	0.94	1	4
41	Team Work/Collaboration Skills	2.90	3	0.99	1	5
42	Communication Competence	3.28	3	0.87	2	5
43	IT Skills	2.41	3	1.37	1	5

S.No	Category	Mean	Median	Standard Deviation	Minimum	Maximum
44	Critical Thinking	3.21	3	1.15	1	5
45	Entrepreneurial /Job Skills	2.00	2	1.17	1	5
	Overall	2.75				
E.	Overall University Experience					
46	Your Overall Academic Experience	3.44	3	0.83	2	5

TABLE 2: Frequency Distribution in Levels (N=20)

S.No	Category	Below Average	Average	Good	Very Good	Excellent	Don't Know	Not Applicable
A.	Academic							
1	Content of Syllabi of the Courses	1	4	13	2	0	0	0
2	Extent of Syllabi Covered in the Class	1	8	8	3	0	0	0
3	Delivery of Syllabi in the Class	0	5	9	3	1	0	0
4	Use of Teaching Aids and ICT in the Class to Facilitate Teaching	1	2	9	6	2	0	0
5	Overall Experience with Internal Assessment (Quiz, Assignments, Presentations etc.)	1	3	9	5	2	0	0
6	Student Teacher Interaction	0	2	6	6	6	0	0
7	Integration of Theory and Practical in Classes (wherever applicable)	1	9	8	1	1	0	0
8	Stimulation for Innovative Thinking	1	5	9	3	1	0	0
9	Overall Learning Experience	0	2	11	6	0	0	0
10	Condition of Lab Equipment	4	3	5	1	1	1	4
11	Availability of Online Resources	1	2	7	6	4	0	0
12	Opportunities in the Department/ University for Research Activities	2	6	6	4	0	0	2
13	Opportunity to Participate in Seminar/ Workshop/ Conference/ Research Projects	5	5	5	3	1	0	0
14	Experience with Research Environment	3	4	8	3	2	0	0
15	Participation in Co-Academic And Cultural Events	8	6	4	1	1	0	0
B.	Infrastructure							
16	Classroom Facilities (LCD/Audio/ Computer/Seating Arrangement Etc.)	0	4	10	3	3	0	0
17	Library Reading Room Facility	1	4	5	6	4	0	0
18	Library Digital Resources and Reading Material Support	4	3	6	3	3	0	0

S.No	Category	Below Average	Average	Good	Very Good	Excellent	Don't Know	Not Applicable
19	Internet Facility	0	5	8	4	3	0	0
20	University Website	0	0	12	6	2	0	0
21	Department Website	4	3	6	3	0	0	3
22	Sports Facility	12	2	1	0	0	2	3
23	Food Outlets/Canteens	5	7	3	1	0	1	1
24	Drinking Water Facility	1	7	8	3	1	0	0
25	Washroom Facilities	3	9	6	2	0	0	0
26	Hostel Facility	5	3	4	2	2	0	3
C.	Support System							
27	Experience of the Admission Process to the Programme you have Enrolled in	0	4	6	5	5	0	0
28	Help Received by Orientation Programme of the Department	0	4	8	4	4	0	0
29	Experience with University's Administrative Staff	0	9	4	3	3	1	0
30	Experience with Department's Administrative Staff	0	0	4	11	5	0	0
31	Timely Announcement of Result	0	0	6	10	4	0	0
32	Experience with Timely Availability of Mark Sheet	1	0	6	8	4	1	0
33	Experience with Evaluation Process	0	0	12	4	2	1	0
34	Experience with Placement Cell of the University/Department	9	4	0	0	0	5	2
35	Functioning Of Placement Cell Of The Department	10	4	0	0	0	3	3
36	Experience with Healthcare Facility	2	5	7	1	2	2	1
D.	Skills/Competencies Developed During Course of Study							
37	Analytical Competency	2	5	7	5	0	0	0
38	Problem Solving Competence	3	5	8	4	0	0	0
39	Leadership	2	5	9	2	1	1	0
40	Time Management	3	3	10	4	0	0	0
41	Team Work/Collaboration Skills	2	4	9	4	1	0	0
42	Communication Competence	0	3	9	4	2	0	0

S.No	Category	Below Average	Average	Good	Very Good	Excellent	Don't Know	Not Applicable
43	IT Skills	7	1	6	1	2	1	0
44	Critical Thinking	2	2	8	4	3	0	0
45	Entrepreneurial /Job Skills	7	5	2	1	1	1	3
E.	Overall University Experience							
46	Your Overall Academic Experience	0	2	8	6	2	0	0

TABLE 3: Frequency Distribution in Percentage (N=20)

S.No	Category	Below Average	Average	Good	Very Good	Excellent	Don't Know	Not Applicable
A.	Academic							
1	Content of Syllabi of the Courses	5.00	20.00	65.00	10.00	0.00	0.00	0.00
2	Extent of Syllabi Covered in the Class	5.00	40.00	40.00	15.00	0.00	0.00	0.00
3	Delivery of Syllabi in the Class	0.00	27.78	50.00	16.67	5.56	0.00	0.00
4	Use of Teaching Aids and ICT in the Class to Facilitate Teaching	5.00	10.00	45.00	30.00	10.00	0.00	0.00
5	Overall Experience with Internal Assessment (Quiz, Assignments, Presentations etc.)	5.00	15.00	45.00	25.00	10.00	0.00	0.00
6	Student Teacher Interaction	0.00	10.00	30.00	30.00	30.00	0.00	0.00
7	Integration of Theory and Practical in Classes (wherever applicable)	5.00	45.00	40.00	5.00	5.00	0.00	0.00
8	Stimulation for Innovative Thinking	5.26	26.32	47.37	15.79	5.26	0.00	0.00
9	Overall Learning Experience	0.00	10.53	57.89	31.58	0.00	0.00	0.00
10	Condition of Lab Equipment	21.05	15.79	26.32	5.26	5.26	5.26	21.05
11	Availability of Online Resources	5.00	10.00	35.00	30.00	20.00	0.00	0.00
12	Opportunities in the Department/ University for Research Activities	10.00	30.00	30.00	20.00	0.00	0.00	10.00
13	Opportunity to Participate in Seminar/ Workshop/ Conference/ Research Projects	26.32	26.32	26.32	15.79	5.26	0.00	0.00
14	Experience with Research Environment	15.00	20.00	40.00	15.00	10.00	0.00	0.00
15	Participation in Co-Academic And Cultural Events	40.00	30.00	20.00	5.00	5.00	0.00	0.00
B.	Infrastructure							
16	Classroom Facilities (LCD/Audio/ Computer/Seating Arrangement Etc.)	0.00	20.00	50.00	15.00	15.00	0.00	0.00
17	Library Reading Room Facility	5.00	20.00	25.00	30.00	20.00	0.00	0.00
18	Library Digital Resources and Reading Material Support	21.05	15.79	31.58	15.79	15.79	0.00	0.00
19	Internet Facility	0.00	25.00	40.00	20.00	15.00	0.00	0.00

S.No	Category	Below Average	Average	Good	Very Good	Excellent	Don't Know	Not Applicable
20	University Website	0.00	0.00	60.00	30.00	10.00	0.00	0.00
21	Department Website	21.05	15.79	31.58	15.79	0.00	0.00	15.79
22	Sports Facility	60.00	10.00	5.00	0.00	0.00	10.00	15.00
23	Food Outlets/Canteens	27.78	38.89	16.67	5.56	0.00	5.56	5.56
24	Drinking Water Facility	5.00	35.00	40.00	15.00	5.00	0.00	0.00
25	Washroom Facilities	15.00	45.00	30.00	10.00	0.00	0.00	0.00
26	Hostel Facility	26.32	15.79	21.05	10.53	10.53	0.00	15.79
C.	Support System							
27	Experience of the Admission Process to the Programme you have Enrolled in	0.00	20.00	30.00	25.00	25.00	0.00	0.00
28	Help Received by Orientation Programme of the Department	0.00	20.00	40.00	20.00	20.00	0.00	0.00
29	Experience with University's Administrative Staff	0.00	45.00	20.00	15.00	15.00	5.00	0.00
30	Experience with Department's Administrative Staff	0.00	0.00	20.00	55.00	25.00	0.00	0.00
31	Timely Announcement of Result	0.00	0.00	30.00	50.00	20.00	0.00	0.00
32	Experience with Timely Availability of Mark Sheet	5.00	0.00	30.00	40.00	20.00	5.00	0.00
33	Experience with Evaluation Process	0.00	0.00	63.16	21.05	10.53	5.26	0.00
34	Experience with Placement Cell of the University/Department	45.00	20.00	0.00	0.00	0.00	25.00	10.00
35	Functioning Of Placement Cell Of The Department	50.00	20.00	0.00	0.00	0.00	15.00	15.00
36	Experience with Healthcare Facility	10.00	25.00	35.00	5.00	10.00	10.00	5.00
D.	Skills/ Competencies Developed During Course of Study							
37	Analytical Competency	10.53	26.32	36.84	26.32	0.00	0.00	0.00
38	Problem Solving Competence	15.00	25.00	40.00	20.00	0.00	0.00	0.00
39	Leadership	10.00	25.00	45.00	10.00	5.00	5.00	0.00
40	Time Management	15.00	15.00	50.00	20.00	0.00	0.00	0.00
41	Team Work/Collaboration Skills	10.00	20.00	45.00	20.00	5.00	0.00	0.00
42	Communication Competence	0.00	16.67	50.00	22.22	11.11	0.00	0.00
43	IT Skills	38.89	5.56	33.33	5.56	11.11	5.56	0.00

S.No	Category	Below Average	Average	Good	Very Good	Excellent	Don't Know	Not Applicable
44	Critical Thinking	10.53	10.53	42.11	21.05	15.79	0.00	0.00
45	Entrepreneurial /Job Skills	35.00	25.00	10.00	5.00	5.00	5.00	15.00
E.	Overall University Experience							
46	Your Overall Academic Experience	0.00	11.11	44.44	33.33	11.11	0.00	0.00